

STEAM Week

2022 - 2023



The purpose

For students to:

- see how science, technology, engineering, art and maths combine together in the real-world to create exciting job opportunities
- see and understand the diversity of those roles
- understand how these subjects open so many more doors to future careers
- be inspired with the breadth of opportunity on offer and be engaged in learning



The 'how'









- Each class will share a common theme of **'WE ARE DESIGNERS'**
- Each class will complete a project with 3 set elements:

Research, Apply, Share

- Learning will be shared with the school community as part of a **STEAM exhibition**, as part of a **display** in the corridors and via our learning platforms



STAGE 1 - Research

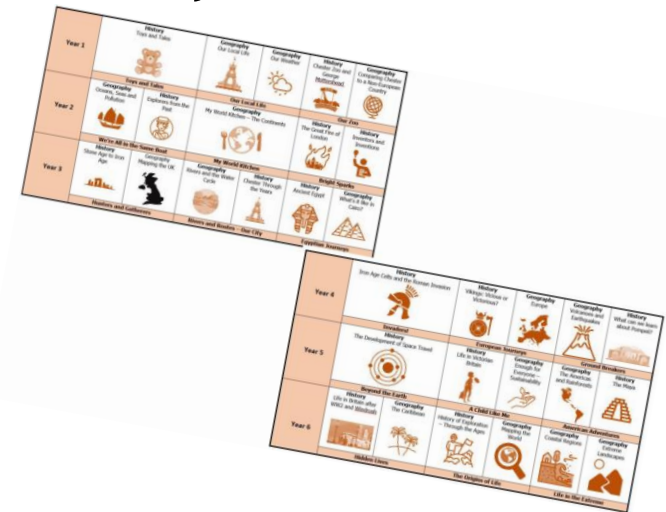


Famous inspirational person -

- Link to a chosen focus, Read to Write book, Science unit, DT focus, pupil interest
- Collate findings (for example their name, when were they born, what are they famous for) in handmade books
- Introduce and research **different STEM careers** linked to their theme

Further support:

- list of jobs <https://howtostem.co.uk/stem-careers/>
- designers and artists from ethically and culturally diverse backgrounds <https://padlet.com/teachingartatschool/2fbe6fmljvfd357a>
- <https://millviewprimary.padlet.org/annemarierrickus/7frhaa4980f5hkgn>



Read to Write Texts - Spring 2



Stage 2 - Apply



- Complete a practical project(s) linked to the class chosen **theme** and/or **famous person**
- The project(s) can encompass several STEAM subjects or focus on one in depth.
- Curricular links and objectives should tie into the Mill View LTP for your year group to ensure curricular coverage and progression

Further support:

British Science Week packs for EYFS and KS1&2 linked to different themes can be found here: <https://www.britishscienceweek.org/plan-your-activities/activity-packs/>

Free adaptable DT Powerpoints <http://www.dwiller.com/Challenges/Primary.htm>

Ideas for simple projects linked to careers <https://howtostem.co.uk/stemactivities/>



EYFS Example




Charles Mackintosh

**Chemist and inventor
of waterproof fabric**



Little Red needs a basket
to transport her picnic in
the rain



Test which materials allow water
to pass through



Design and make a waterproof cover
for Little Red's basket

(Understanding the World, Physical
Development, Expressive Arts and
Design)

What material will you use and
why?



Year 2
Example



**Dutch journalist,
Teun van de Keuken**

the problem

Things aren't being shared evenly in the chocolate supply chain. The chain starts with millions of farmers who produce cocoa and ends with the billions of consumers who enjoy chocolate. But what about the bit in the middle? This section is dominated by a handful of chocolate giants that profit from keeping the price of cocoa as low as possible. As a result, farmers are forced to live in poverty. And that leads to illegal child labour and modern slavery.

[tell me more](#)



Design and make chocolate wrapper for a TONY's chocolate bar

Follow set measurements, design brief

(Maths, Science, Design)

What will you include on your packaging and why?



Year 5
Example



Isatou Ceesay

**Gambian Activist
'Queen of Recycling'**

Sustainability focus
Science, DT

Isatou Ceesay runs a project in The Gambia which recycles plastic waste, and has created work for many women across the country.



Investigate different types of plastic - their uses and their properties

British Science week Primary activity pack 2021 Innovating the Future pages 30-31

Which plastic?

Classify plastics

Like Isatou Ceesay create a jump-rope out of plastic bags

Create posters / videos to promote recycling in the community

SHARE

